

LAPONIA SPRINT TRIATHLON 2019

RESULTS IN AGE GROUP



04.07.2019, Gällivare









Organizer - Gällivare Endurance Club, Robert Johansson

Track: swimming in lake Vassara, cycling and running on hillside asphalt . Weather: +12 C, wind 1 - 3 m/s, cloudy, water +12 C.

Timing organizing: ANTROTSENTER OÜ, Urmas Paejärvi, Henri Vennikas, Toomas Paejärvi

Place	Number	Name	Club	Country	Result	Losing	Swim	1'st transition	Bike	2'nd transition	Run	Swimming speed	Cycling speed	Running speed
MEN														
1.	164	Sebastian Karlsson	Luleå Triathlon		1:09:46,11	--	10:23,5	1:23,3	35:57,3	0:42,2	21:19,5	1:43 / 100 m	33.37 km/h	4:15 min/km
2.	185	Klas Turdell	Hårdröcksfysen hellivare		1:14:07,19	+04:21	12:46,0	2:21,8	37:07,5	1:37,7	20:14,0	2:07 / 100 m	32.32 km/h	4:02 min/km
3.	176	Jaime Mayol			1:16:56,95	+07:10	13:01,5	3:23,7	35:38,5	1:06,1	23:46,9	2:10 / 100 m	33.66 km/h	4:45 min/km
4.	195	Stefan Larsson	Gällivare Endurance Club		1:17:12,84	+07:26	14:43,1	2:53,1	36:46,2	1:08,5	21:41,7	2:27 / 100 m	32.63 km/h	4:20 min/km
5.	200	Daniel Larsson	Gällivare Endurance Club		1:18:18,10	+08:31	16:33,0	3:41,2	37:51,6	0:56,6	19:15,5	2:45 / 100 m	31.69 km/h	3:51 min/km
6.	175	Christian Krekula	Uppsala		1:19:12,48	+09:26	13:38,1	2:28,3	38:00,5	1:09,3	23:56,2	2:16 / 100 m	31.57 km/h	4:47 min/km
7.	152	Simon Granström	Gällivare		1:19:55,14	+10:09	16:43,5	3:24,1	37:59,7	1:13,6	20:33,9	2:47 / 100 m	31.58 km/h	4:06 min/km
8.	191	Mathias Lyngmark	Gällivare Endurance Club		1:20:01,59	+10:15	13:43,6	2:18,5	38:19,7	1:25,8	24:13,8	2:17 / 100 m	31.30 km/h	4:50 min/km
9.	199	Christer Köhler	Abisko I o IK		1:20:54,36	+11:08	13:06,1	2:11,9	39:14,8	1:02,3	25:19,0	2:11 / 100 m	30.57 km/h	5:03 min/km
10.	151	Oskar Akerlund	Kiruna		1:21:11,41	+11:25	15:17,6	2:56,4	37:35,3	1:24,6	23:57,3	2:32 / 100 m	31.92 km/h	4:47 min/km
11.	186	Oskar Spets	Hårdröcksfysen Hellivare		1:23:11,57	+13:25	16:08,3	3:28,8	39:17,1	0:49,7	23:27,3	2:41 / 100 m	30.54 km/h	4:41 min/km
12.	171	Micael Andersson	Gällivare Endurance Club		1:24:49,20	+15:03	13:59,5	3:24,9	40:21,4	1:08,6	25:54,5	2:19 / 100 m	29.73 km/h	5:10 min/km
13.	196	Joel Drugge	Gällivare Endurance Club		1:25:27,13	+15:41	15:30,3	2:56,1	40:47,6	1:44,5	24:28,4	2:35 / 100 m	29.41 km/h	4:53 min/km
14.	187	Magnus Lindfors	Porjus IK		1:36:12,99	+26:26	14:37,4	3:37,2	47:58,0	1:41,2	28:19,0	2:26 / 100 m	25.01 km/h	5:39 min/km
15.	172	Claes Danell	Gällivare Endurance Club		1:38:35,88	+28:49	18:09,5	5:00,1	45:19,1	3:01,9	27:05,0	3:01 / 100 m	26.47 km/h	5:25 min/km
16.	179	Anders Johnsson	Gällivare		1:38:55,11	+29:09	17:41,2	3:16,1	45:29,2	1:38,0	30:50,4	2:56 / 100 m	26.38 km/h	6:10 min/km
17.	161	Peter Knekt	Gällivare Endurance Club		1:39:18,30	+29:32	17:48,1	3:48,4	46:00,5	1:14,1	30:27,1	2:58 / 100 m	26.08 km/h	6:05 min/km
18.	180	Tristan Jones			1:40:00,06	+30:13	16:46,3	4:58,1	42:28,6	1:48,5	33:58,4	2:47 / 100 m	28.25 km/h	6:47 min/km
19.	170	Lars Ek	Gällivare Endurance Club		1:43:21,33	+33:35	15:10,4	3:11,5	52:11,2	1:56,2	30:51,9	2:31 / 100 m	22.99 km/h	6:10 min/km
20.	169	Henrik Hansson			1:49:10,18	+39:24	16:43,0	2:43,8	53:55,3	1:38,4	34:09,5	2:47 / 100 m	22.25 km/h	6:49 min/km
21.	178	Bo Vesterlund			2:00:02,66	+50:16	16:23,0	9:27,4	52:40,3	3:28,1	38:03,6	2:43 / 100 m	22.78 km/h	7:36 min/km
	155	Jack Andrews			DNS									
	156	Sam Handfield-jones			DNS									
	157	William Andrews			DNS									
	160	Daniel Hansson			DNS									
	165	Petter Ström	Brandkärens if		DNS									
	167	Dennis Carlson			DNS									
	173	Terje Sandness	Team Sandness		DNS									
	174	Jakob Holmberg	Gällivare Endurance Club		DNS									
	192	Freddy Paulsson			DNS									
	501	Nikita Tšerednitšenko	Triathlon Estonia		DNS									
	502	George Valvis	Triathlon Syd		DNS									
WOMEN														
1.	182	Emelie Sigelind	Gällivare Endurance Club		1:15:33,91	--	12:55,7	2:22,6	35:40,3	1:00,6	23:34,4	2:09 / 100 m	33.63 km/h	4:42 min/km
2.	197	Karin Stenberg	Gällivare Endurance Club		1:16:53,62	+01:19	11:04,2	2:12,6	38:09,5	1:19,9	24:07,2	1:50 / 100 m	31.44 km/h	4:49 min/km
3.	198	Marie Andersson	Gällivare endurance		1:19:36,05	+04:02	12:48,1	2:07,7	37:54,2	1:17,2	25:28,6	2:08 / 100 m	31.65 km/h	5:05 min/km
4.	189	Annika Kristoffersson	Gällivare Endurance Club		1:22:41,65	+07:07	14:35,7	2:22,4	40:04,0	1:26,1	24:13,2	2:25 / 100 m	29.94 km/h	4:50 min/km
5.	153	Sara Elfving	Karlshamns SK Triathlon		1:28:39,46	+13:05	13:32,8	3:43,4	39:10,1	1:43,1	30:29,8	2:15 / 100 m	30.63 km/h	6:05 min/km
6.	168	Jenny Grip			1:29:26,39	+13:52	14:38,7	2:28,2	41:40,2	2:13,0	28:26,1	2:26 / 100 m	28.79 km/h	5:41 min/km
7.	183	Anki Andersson	Gällivare Endurance Club		1:31:58,92	+16:25	18:38,0	4:39,0	41:24,6	0:52,2	26:25,0	3:06 / 100 m	28.97 km/h	5:17 min/km
8.	188	Sanna Ahnberg			1:33:06,12	+17:32	16:15,6	3:21,5	46:33,9	1:23,8	25:31,2	2:42 / 100 m	25.77 km/h	5:06 min/km
9.	190	Marlene Waara			1:35:19,75	+19:45	16:00,5	5:20,1	46:21,3	1:34,0	26:03,5	2:40 / 100 m	25.88 km/h	5:12 min/km
10.	184	Anna Parfa	Gällivare Endurance Club		1:37:14,72	+21:40	14:48,9	3:19,1	48:57,6	1:42,5	28:26,4	2:28 / 100 m	24.50 km/h	5:41 min/km
11.	194	Annemari Johansson	Gällivare Endurance Club		1:41:00,85	+25:26	15:24,5	3:06,4	40:12,1	3:05,9	39:11,7	2:34 / 100 m	29.84 km/h	7:50 min/km
12.	159	Anna-Maria Johansson	N/A		1:41:45,30	+26:11	16:18,4	2:55,2	47:36,9	1:20,7	33:33,8	2:43 / 100 m	25.20 km/h	6:42 min/km

LAPONIA SPRINT TRIATHLON 2019
RESULTS IN AGE GROUP

Place	Number	Name	Club	Country	Result	Losing	Swim	1'st transition	Bike	2'nd transition	Run	Swimming speed	Cycling speed	Running speed
13.	193	Eva Hedlund	Gällivare Endurance Club		1:42:29,58	+26:55	15:44,4	4:30,0	49:41,2	1:21,7	31:12,0	2:37 / 100 m	24.15 km/h	6:14 min/km
14.	177	Maggie Ahlberg			1:45:20,13	+29:46	16:11,7	6:49,6	51:36,4	2:09,0	28:33,3	2:41 / 100 m	23.25 km/h	5:42 min/km
15.	158	Ida Norojärvi	Malmbergets AIF Skidor		1:48:28,85	+32:54	15:28,4	5:23,8	58:21,0	1:00,5	28:14,9	2:34 / 100 m	20.56 km/h	5:38 min/km
16.	162	Annelie Johansson	Gällivare Endurance Club		1:53:00,60	+37:26	21:10,7	6:27,7	56:45,2	1:43,1	26:53,7	3:31 / 100 m	21.14 km/h	5:22 min/km
17.	181	Lova Grimborg	Midnattssolsdykarna		2:08:44,26	+53:10	15:38,4	7:25,5	71:28,2	0:57,9	33:14,0	2:36 / 100 m	16.79 km/h	6:38 min/km
	154	Ida Semrén	Brandkärens IF Gällivare		DNS									
	163	Linda Persson	Team Powerwoman		DNS									
	166	Soledad Colombe			DNS									

Amount of participants: 52