

LAPONIA SPRINT TRIATHLON

RESULTS IN AGE GROUP



05.07.2018, Gällivare

Organizer - Gällivare Endurance Club, Robert Johansson





Track: swimming in lake Vassara, cycling and running on hillside asphalt . Weather: +16 C, wind 1 - 3 m/s, cloudy, dry, water +16 C.

Timing organizing: ANTROTSENTER OÜ, Urmas Paejärvi, Rainer Üksvärav, Ringa Neudorf, Toomas Paejärvi

Place	Number	Name	Club	Country	Result	Losing	Swim	1'st transition	Bike	2'nd transition	Run	Swimming speed	Cycling speed	Running speed
MEN														
1.	141	Nikita Tsherednitshenko	Triathlon Estonia		1:04:19,99	--	10:14,5	1:43,8	32:45,2	0:38,2	18:58,1	1:21 / 100 m	36.63 km/h	3:47 min/km
2.	163	Pontus Sourra			1:06:29,46	+02:09	11:30,0	0:54,8	33:00,0	0:30,0	20:34,5	1:32 / 100 m	36.36 km/h	4:06 min/km
3.	136	Joel Olofsson	Umeå		1:06:34,92	+02:14	10:37,7	1:05,5	33:21,1	0:22,5	21:07,9	1:25 / 100 m	35.97 km/h	4:13 min/km
4.	133	Eelis Murto	Koskullskulle		1:09:50,09	+05:30	13:34,7	1:48,6	35:19,7	1:13,7	17:53,0	1:48 / 100 m	33.96 km/h	3:34 min/km
5.	150	Stefan Larsson	Gällivare Endurance		1:11:12,97	+06:52	15:00,3	1:57,0	33:03,6	0:25,8	20:45,9	2:00 / 100 m	36.29 km/h	4:09 min/km
6.	156	Mats Pettersson	Gällivare Endurance		1:14:05,40	+09:45	12:42,7	2:34,9	35:32,3	0:44,4	22:30,9	1:41 / 100 m	33.76 km/h	4:30 min/km
7.	137	Brynjar Ottesen	Tromsø		1:15:32,92	+11:12	12:16,3	1:28,7	35:19,3	0:40,9	25:47,4	1:38 / 100 m	33.97 km/h	5:09 min/km
8.	140	Alexander Thulin	Rosvik		1:15:43,02	+11:23	13:48,9	2:04,1	36:50,2	0:51,6	22:07,9	1:50 / 100 m	32.57 km/h	4:25 min/km
9.	132	Mathias Lyngmark	Gällivare		1:15:58,18	+11:38	13:58,5	2:28,2	35:07,7	0:49,7	23:33,8	1:51 / 100 m	34.15 km/h	4:42 min/km
10.	155	Börje Möberg	CK Sävast		1:16:30,60	+12:10	14:24,7	2:17,8	33:14,8	1:21,9	25:11,1	1:55 / 100 m	36.09 km/h	5:02 min/km
11.	158	Per Lindmark	Luleå		1:16:32,07	+12:12	12:15,9	1:58,3	37:02,3	1:00,9	24:14,3	1:38 / 100 m	32.39 km/h	4:50 min/km
12.	151	Mats Olavsson	Luleå		1:16:43,58	+12:23	12:12,7	2:06,3	36:27,9	1:07,9	24:48,6	1:37 / 100 m	32.90 km/h	4:57 min/km
13.	139	David Roos	Stockholm		1:17:04,14	+12:44	11:55,1	1:17,8	38:36,4	0:53,5	24:21,1	1:35 / 100 m	31.08 km/h	4:52 min/km
14.	153	Simon Granström	Boliden Aibik		1:18:34,57	+14:14	15:52,7	2:42,7	37:16,4	0:32,8	22:09,7	2:07 / 100 m	32.19 km/h	4:25 min/km
15.	134	Henri Murto	Koskullskulle		1:21:54,00	+17:34	17:45,7	1:46,3	39:00,6	0:58,7	22:22,4	2:22 / 100 m	30.76 km/h	4:28 min/km
16.	146	Kalle Skarin	Bromma		1:22:49,79	+18:29	14:35,5	3:53,6	44:19,3	0:21,4	19:39,7	1:56 / 100 m	27.07 km/h	3:55 min/km
17.	159	Per Nieminen	Gällivare		1:25:48,38	+21:28	17:41,3	2:29,0	40:27,7	1:13,3	23:56,8	2:21 / 100 m	29.65 km/h	4:47 min/km
18.	154	Axel Sandin-Pellikka	Malmberget		1:26:54,88	+22:34	17:42,4	2:33,8	42:50,6	1:34,8	22:13,0	2:21 / 100 m	28.00 km/h	4:26 min/km
19.	143	Tobias Öhlund	Södra Sunderbyn		1:27:46,60	+23:26	15:07,8	3:49,7	45:28,6	0:26,7	22:53,6	2:01 / 100 m	26.38 km/h	4:34 min/km
20.	125	David Jack	Malmberget		1:28:53,11	+24:33	18:10,9	2:27,5	40:30,8	1:36,0	26:07,6	2:25 / 100 m	29.61 km/h	5:13 min/km
21.	120	Micael Andersson	Gällivare		1:29:16,00	+24:56	15:48,9	2:59,8	41:52,7	1:44,6	26:49,9	2:06 / 100 m	28.65 km/h	5:21 min/km
22.	129	Per Landström	Gällivare		1:29:31,19	+25:11	16:30,4	3:05,3	42:47,8	0:58,1	26:09,4	2:12 / 100 m	28.03 km/h	5:13 min/km
23.	128	Samuel Jonsson	Gällivare		1:30:39,84	+26:19	14:51,6	3:51,6	47:25,9	1:22,5	23:07,9	1:58 / 100 m	25.29 km/h	4:37 min/km
24.	127	Anders Johnsson	Malmberget		1:38:21,93	+34:01	17:40,6	2:59,8	45:04,8	1:15,5	31:21,1	2:21 / 100 m	26.61 km/h	6:16 min/km
25.	130	Jonas Lindgren	Gullön, arvidsjaur		1:38:57,55	+34:37	16:29,9	3:08,0	46:30,1	0:21,8	32:27,5	2:11 / 100 m	25.80 km/h	6:29 min/km
26.	121	Robert Andersson	Boden		1:39:12,55	+34:52	19:08,4	2:43,7	40:55,2	2:16,6	34:08,4	2:33 / 100 m	29.32 km/h	6:49 min/km
27.	131	Mathias Ljung	Täby		1:46:23,43	+42:03	18:33,3	3:44,5	48:33,0	2:11,7	33:20,7	2:28 / 100 m	24.71 km/h	6:40 min/km
28.	148	Tomas Andersson	Gällivare		1:48:19,29	+43:59	19:05,1	8:01,1	47:37,1	1:36,6	31:59,1	2:32 / 100 m	25.20 km/h	6:23 min/km
29.	161	Tom Vidmark	Luleå		1:49:03,44	+44:43	19:29,9	3:56,4	51:31,3	1:45,6	32:20,0	2:35 / 100 m	23.29 km/h	6:28 min/km
30.	162	Mikael Pettersen			1:54:20,22	+50:00	17:00,3	3:26,5	61:44,5	1:27,5	30:41,2	2:16 / 100 m	19.43 km/h	6:08 min/km
31.	135	Gustav Nilsson	Gällivare		1:59:33,15	+55:13	23:00,0	1:32,0	58:05,0	1:06,7	35:49,3	3:04 / 100 m	20.66 km/h	7:09 min/km
32.	142	John Vahlström	Boden		2:15:44,59	+71:24	27:12,3	3:41,7	65:35,3	1:56,4	37:18,7	3:37 / 100 m	18.29 km/h	7:27 min/km
	122	Morten Borgen	Narvik		DNS									
	123	Christer Hallqvist	Boden		DNS									
	124	Isak Isaksson	Uppsala		DNS									
	126	Paul Johnsen	Frillesås		DNS									
	138	Magnus Pettersson	Nyköping		DNS									
WOMEN														
1.	102	Marie Andersson	Gällivare		1:18:05,34	--	12:41,5	2:01,0	37:50,2	1:10,7	24:21,7	1:41 / 100 m	31.71 km/h	4:52 min/km
2.	106	Sara Elfving	Ronneby		1:19:04,74	+00:59	13:23,2	2:16,9	37:15,0	1:15,2	24:54,2	1:47 / 100 m	32.21 km/h	4:58 min/km
3.	109	Annika Kristoffersson	Björkliden		1:19:49,94	+01:44	15:03,7	1:57,2	37:32,9	0:46,2	24:29,7	2:00 / 100 m	31.95 km/h	4:53 min/km
4.	164	Emelie Sigelind			1:20:10,53	+02:05	14:15,6	2:38,9	37:37,4	0:58,3	24:40,0	1:54 / 100 m	31.89 km/h	4:56 min/km
5.	157	Sofia Winsa-Lindmark	Luleå		1:23:49,10	+05:43	11:59,9	2:18,3	42:13,8	1:37,0	25:39,8	1:35 / 100 m	28.41 km/h	5:07 min/km
6.	101	Sanna Ahnberg	Gällivare		1:27:27,55	+09:22	15:58,8	2:57,9	42:40,5	1:20,7	24:29,4	2:07 / 100 m	28.11 km/h	4:53 min/km
7.	117	Alexandra Vennström	Gällivare		1:28:45,70	+10:40	15:25,8	2:15,8	44:40,5	0:47,3	25:36,0	2:03 / 100 m	26.86 km/h	5:07 min/km

LAPONIA SPRINT TRIATHLON

RESULTS IN AGE GROUP

Place	Number	Name	Club	Country	Result	Losing	Swim	1'st transition	Bike	2'nd transition	Run	Swimming speed	Cycling speed	Running speed
8.	118	Gro Willerslev	Koskullskulle		1:29:34,93	+11:29	15:54,7	2:14,1	44:45,1	1:17,7	25:23,1	2:07 / 100 m	26.81 km/h	5:04 min/km
9.	145	Ida Wågberg	Umeå		1:33:11,21	+15:05	18:22,3	3:21,0	45:40,0	1:06,3	24:41,4	2:26 / 100 m	26.27 km/h	4:56 min/km
10.	116	Jenny Tallén	Örebro		1:36:04,55	+17:59	18:15,6	2:59,8	43:49,6	1:31,8	29:27,6	2:26 / 100 m	27.37 km/h	5:53 min/km
11.	108	Matilda Kristell	Stockholm		1:37:49,77	+19:44	18:02,3	1:49,4	47:52,8	0:25,3	29:39,7	2:24 / 100 m	25.06 km/h	5:55 min/km
12.	103	Jessica Comte	Koskullskulle		1:41:55,91	+23:50	17:46,3	2:47,1	50:27,9	1:27,3	29:27,2	2:22 / 100 m	23.77 km/h	5:53 min/km
13.	105	Mariana Edvinsson	Uddevalla		1:44:09,19	+26:03	26:01,3	1:30,7	45:07,8	2:10,2	29:19,1	3:28 / 100 m	26.58 km/h	5:51 min/km
14.	152	Lina Ryytty	Gällivare		1:46:25,04	+28:19	16:23,6	2:38,5	57:18,1	0:28,7	29:36,0	2:11 / 100 m	20.94 km/h	5:55 min/km
15.	113	Carina Ljung	Danderyd		1:46:27,68	+28:22	18:34,8	3:43,9	48:35,9	2:04,5	33:28,2	2:28 / 100 m	24.69 km/h	6:41 min/km
16.	160	Ulrika Larsson	Luleå		1:49:03,34	+30:58	19:29,8	3:57,8	51:29,0	1:46,9	32:19,6	2:35 / 100 m	23.30 km/h	6:27 min/km
17.	119	Malin Ödalen	Gällivare		1:50:30,47	+32:25	19:44,4	8:09,8	51:27,2	1:49,6	29:19,2	2:37 / 100 m	23.32 km/h	5:51 min/km
18.	110	Linnéa Kågström	Luleå		1:53:08,43	+35:03	17:54,4	4:03,6	52:22,6	0:59,9	37:47,7	2:23 / 100 m	22.91 km/h	7:33 min/km
19.	147	Josefin Bennet-Kjelsson	Gällivare		1:54:19,19	+36:13	24:29,3	0:04,6	51:26,0	1:24,8	36:54,3	3:15 / 100 m	23.33 km/h	7:22 min/km
20.	114	Therese Olausson	Gällivare		1:59:33,76	+41:28	23:00,0	1:35,3	58:08,2	0:59,0	35:51,1	3:04 / 100 m	20.64 km/h	7:10 min/km
	149	Annemari Johansson	Gällivare Endurance		DNF		14:30,4	2:08,0	38:34,2	4:53,9		1:56 / 100 m	31.11 km/h	
	104	Lis-Marie Dagbro	Malmberget		DNS									
	107	Anna Kendall	Uppsala		DNS									
	111	Jenny Lidström	Boden		DNS									
	112	Cecilia Lindsten	Narvik		DNS									
	115	Mandy Palacio	Stockholm		DNS									
	144	Matilda Anttila	Gällivare		DNS									

Amount of participants: 64