














08.07.2017, Gällivare

Organizer - Gällivare Endurance Club, Robert Johansson

Track: swimming in lake Vassara, cycling and running on hillside asphalt . Weather: +6-14 C, water +14 C, wind 0 - 2 m/s, clear night, cloudy day, dry

Timing organizing: ANTROTSENTER OÜ, Urmas Paejärv, Rainer Üksvärav, Ringa Neudorf, Eigo Blumkvist, Annika Blumkvist, Toomas Paejärv

Place	Number	Name	Club	Country	Result	Losi Swim	Swim 1'st lap	Swim 2'nd lap	1'st transition	Bike	Bike split 1	Bike split 2	Bike split 3	2'nd transition	Run	Run split 1	Run split 2	Run split 3	Swimming speed	Cycling speed	Running speed	Transition Sum
MEN																						
1.	1	Odd Larson	Norra Stockholm		9:53:11,50	--	0:48:03,3	23:02,6	25:00,7	6:05,9 5:31:15,3	1:25:48,3	1:11:36,1	2:53:50,7	1:57,3 3:25:4	1:21:28,9	0:34:15,4	1:30:05,1	1:52 / 100 m	33.69 km/h	4:52 min/km	8:03,3	
2.	27	Rickard Wallén	Team B3IT		9:55:22,23	+02:1 0:45:09,2	22:23,9	22:45,3	22:45,3	4:21,5 5:34:36,1	1:25:51,4	1:13:01,4	2:55:43,3	3:29,5 3:27:4	1:23:27,3	0:35:23,8	1:28:54,4	1:45 / 100 m	33.35 km/h	4:55 min/km	7:51,1	
3.	2	Magnus	Gällivare Endurance		10:12:15,54	+19:0 0:46:12,8	22:24,3	23:48,5	23:48,5	2:27,0 5:27:43,9	1:25:46,5	1:09:08,1	2:52:49,2	1:43,1 3:54:0	1:31:31,7	0:38:13,9	1:44:22,8	1:47 / 100 m	34.05 km/h	5:32 min/km	4:10,2	
4.	3	Daniel Dylander	Gällivare Endurance		10:21:45,76	+28:3 0:51:33,1	25:36,9	25:56,2	25:56,2	7:57,5 5:35:09,9	1:24:53,0	1:10:55,8	2:59:21,1	3:15,2 3:43:4	1:29:14,0	0:38:24,8	1:36:10,9	2:00 / 100 m	33.29 km/h	5:18 min/km	11:12,7	
5.	57	Carl Norell	Terrible Tuesdays		10:43:13,75	+50:0 0:48:17,3	23:11,8	25:05,4	25:05,4	6:02,1 5:23:01,5	1:23:42,7	1:09:33,5	2:49:45,2	3:35,9 4:22:1	1:39:55,8	0:45:30,2	1:56:50,5	1:52 / 100 m	34.54 km/h	6:12 min/km	9:38,0	
6.	30	Björn Tunemalm	Stöcke TS Järnet		10:48:57,70	+55:4 0:49:02,4	23:49,9	25:12,4	25:12,4	4:35,5 5:53:16,4	1:29:59,8	1:14:56,4	3:08:20,0	1:56,1 4:00:0	1:32:48,6	0:40:21,2	1:46:57,2	1:54 / 100 m	31.59 km/h	5:41 min/km	6:31,7	
7.	54	Emil Nilsson	SPIF		10:52:47,13	+59:3 0:54:56,2	25:27,9	29:28,2	29:28,2	4:21,3 5:44:11,1	1:25:56,9	1:13:07,9	3:05:06,3	2:17,7 4:07:0	1:38:39,6	0:39:56,7	1:48:24,4	2:08 / 100 m	32.42 km/h	5:51 min/km	6:39,0	
8.	8	Julien Piette	Villeneuve D'ascq		11:06:03,54	+72:5 0:50:06,1	24:00,7	26:05,4	26:05,4	5:34,9 6:17:14,1	1:48:52,1	1:19:07,4	3:09:14,5	2:31,6 3:50:3	1:31:40,7	0:36:38,3	1:42:17,5	1:56 / 100 m	29.58 km/h	5:27 min/km	8:06,5	
9.	26	Christian	Athletic Club Salt		11:17:50,51	+84:3 1:06:42,7	32:33,1	34:09,5	34:09,5	6:21,7 5:38:19,5	1:27:11,3	1:12:29,9	2:58:38,3	5:44,9 4:20:4	1:48:46,1	0:41:18,4	1:50:36,8	2:35 / 100 m	32.98 km/h	6:10 min/km	12:06,7	
10.	23	Patrik Lilja	Team Kungälv		11:17:50,52	+84:3 0:51:07,9	25:06,3	26:01,6	26:01,6	9:37,5 5:51:48,7	1:32:43,9	1:16:06,7	3:02:58,0	5:22,0 4:19:5	1:47:59,1	0:41:18,6	1:50:36,3	1:59 / 100 m	31.72 km/h	6:09 min/km	14:59,6	
11.	39	Stefan Hertil	Stöcke TS Järnet		11:22:28,39	+89:1 0:52:19,7	25:22,8	26:56,8	26:56,8	6:03,0 6:06:16,0	1:29:22,0	1:15:13,8	3:21:40,1	4:26,2 4:13:2	1:35:52,6	0:41:45,5	1:55:45,1	2:02 / 100 m	30.46 km/h	6:00 min/km	10:29,3	
12.	20	Andreas	Luleå Triathlon		11:25:59,86	+92:4 0:50:44,6	24:59,8	25:44,8	25:44,8	7:14,1 6:09:23,5	1:30:20,4	1:16:56,0	3:22:06,9	5:55,4 4:12:4	1:42:02,1	0:42:41,5	1:47:58,3	1:58 / 100 m	30.21 km/h	5:59 min/km	13:09,5	
13.	55	Daniel	SPIF		11:41:43,38	+108: 0:40:47,4	19:56,4	20:50,9	20:50,9	7:29,3 6:30:02,2	1:37:31,0	1:24:38,1	3:27:53,0	7:58,6 4:15:2	1:42:25,1	0:44:28,3	1:48:32,2	1:35 / 100 m	28.61 km/h	6:03 min/km	15:28,0	
14.	41	William Malm	Stöcke TS Järnet		11:44:49,11	+111: 0:43:16,0	20:40,7	22:35,3	22:35,3	5:02,2 6:33:32,8	1:39:46,0	1:23:26,9	3:30:19,8	3:48,4 4:19:0	1:42:59,3	0:44:32,3	1:51:37,7	1:40 / 100 m	28.35 km/h	6:08 min/km	8:50,7	
15.	47	Aron Modig	AXA Sports Club		11:53:46,39	+120: 0:53:12,0	26:33,3	26:38,6	26:38,6	10:15,8 6:53:49,9	1:44:50,1	1:30:04,9	3:38:54,8	7:00,4 3:49:2	1:35:26,0	0:36:47,4	1:37:14,5	2:04 / 100 m	26.96 km/h	5:26 min/km	17:16,3	
16.	15	Paavo Juntunen	Hyvinkään Pyöräilijät		11:56:46,79	+123: 0:51:26,7	24:11,7	27:14,9	27:14,9	7:49,2 6:20:14,8	1:37:34,2	1:20:23,0	3:22:17,5	6:10,3 4:31:0	1:43:54,2	0:44:43,6	2:02:27,6	1:59 / 100 m	29.34 km/h	6:25 min/km	13:59,5	
17.	29	Kristian	Östersund Triathlon		11:59:22,79	+126: 0:56:23,3	26:57,8	29:25,4	29:25,4	6:55,4 6:40:16,8	1:43:46,1	1:27:14,3	3:29:16,3	7:29,9 4:08:1	1:39:56,4	0:41:29,4	1:46:51,1	2:11 / 100 m	27.88 km/h	5:53 min/km	14:25,4	
18.	45	Andreas	IK Fyris/Triathlon		12:08:46,39	+135: 0:44:25,0	22:04,0	22:21,0	22:21,0	9:14,2 6:34:08,1	1:42:02,3	1:25:32,0	3:26:33,7	5:30,7 4:35:2	1:45:46,9	0:43:16,8	2:06:24,3	1:43 / 100 m	28.31 km/h	6:31 min/km	14:44,9	
19.	17	Bernhard	Norra Stockholm		12:11:04,19	+137: 0:57:30,2	27:52,9	29:37,3	29:37,3	11:31,8 6:41:08,6	1:41:21,7	1:27:55,3	3:31:51,6	6:02,5 4:14:5	1:40:32,1	0:43:23,7	1:50:54,9	2:14 / 100 m	27.82 km/h	6:02 min/km	17:34,4	
20.	12	Glenn Sæstad	Brandkårensdrötskl		12:18:33,79	+145: 0:57:29,6	27:14,7	30:14,9	30:14,9	8:56,1 6:54:28,2	1:40:47,6	1:48:47,1	3:24:53,4	3:43,3 4:13:5	1:42:13,1	0:41:50,4	1:49:52,6	2:14 / 100 m	26.92 km/h	6:01 min/km	12:39,4	
21.	50	Niklas Norling	Gävle Triathlonklubb		12:19:40,37	+146: 0:51:48,4	25:07,9	26:40,5	26:40,5	7:10,3 6:24:16,7	1:34:21,4	1:20:05,0	3:29:50,2	4:49,2 4:51:3	1:54:16,6	0:50:08,6	2:07:10,3	2:00 / 100 m	29.04 km/h	6:54 min/km	11:59,5	
22.	18	Örjan Fjällborg	Gällivare Endurance		12:20:39,90	+147: 0:53:42,6	26:08,1	27:34,4	27:34,4	14:07,2 6:53:21,9	1:47:46,7	1:31:31,6	3:34:03,5	12:39,4 4:06:4	1:40:09,3	0:40:03,1	1:46:36,2	2:05 / 100 m	26.99 km/h	5:50 min/km	26:46,6	
23.	14	Geir Elde	Nordlysbyen		12:27:12,78	+154: 0:52:12,8	25:12,2	27:00,6	27:00,6	8:49,7 6:39:18,8	1:45:04,5	1:27:13,0	3:27:01,2	7:07,9 4:39:4	1:50:57,8	0:45:04,4	2:03:41,0	2:01 / 100 m	27.94 km/h	6:37 min/km	15:57,7	
24.	53	Niklas Holmsten	Norra Stockholm		12:35:51,14	+162: 0:49:35,8	24:01,3	25:34,4	25:34,4	8:42,8 6:32:14,5	1:37:45,3	1:23:40,6	3:30:48,6	9:22,3 4:55:5	1:58:16,5	0:48:08,5	2:09:30,5	1:55 / 100 m	28.45 km/h	7:00 min/km	18:05,1	
25.	24	Tomas Hellman	Valhallabyggeriet		12:35:51,14	+162: 0:46:23,8	22:40,7	23:43,1	23:43,1	5:38,7 6:32:57,3	1:39:08,8	1:22:48,0	3:31:00,4	9:34,1 5:01:1	2:03:37,5	0:48:09,0	2:09:30,3	1:48 / 100 m	28.40 km/h	7:08 min/km	15:12,9	
26.	4	Glenn Lund	Gällivare Endurance		12:43:01,98	+169: 0:53:19,9	25:13,6	28:06,2	28:06,2	9:51,3 7:19:19,2	1:48:33,9	1:36:34,9	3:54:10,3	9:46,9 4:10:4	1:37:27,5	0:38:42,2	1:54:34,8	2:04 / 100 m	25.40 km/h	5:56 min/km	19:38,2	
27.	11	Thierry Delafoy	Orléans ASFAS		12:43:11,63	+170: 0:49:17,0	23:41,2	25:35,7	25:35,7	7:55,3 6:28:39,5	1:39:14,9	1:23:02,0	3:26:22,5	7:50,5 5:09:2	2:09:23,3	0:51:36,0	2:08:29,7	1:54 / 100 m	28.71 km/h	7:20 min/km	15:45,9	
28.	16	Tomas Seco	Stöcke TS Järnet		12:47:55,14	+174: 0:53:33,4	25:52,0	27:41,4	27:41,4	9:58,3 6:27:10,4	1:33:32,6	1:21:25,5	3:32:12,3	9:23,1 5:07:4	2:01:25,2	0:49:01,9	2:17:22,3	2:04 / 100 m	28.82 km/h	7:17 min/km	19:21,5	
29.	52	Rune Bergqvist	Norra Stockholm		12:52:07,73	+178: 1:01:45,5	30:00,2	31:45,2	31:45,2	12:29,3 6:27:09,8	1:35:09,0	1:32:23,4	3:19:37,4	6:45,1 5:03:5	1:57:55,1	0:51:48,2	2:14:14,5	2:24 / 100 m	28.82 km/h	7:12 min/km	19:14,4	
30.	38	Per Lundh	Stöcke TS Järnet		13:14:00,57	+200: 0:56:19,4	27:43,3	28:36,0	28:36,0	11:34,2 6:34:01,9	1:37:55,6	1:20:00,3	3:36:06,0	7:57,4 5:24:0	2:07:49,2	0:51:28,9	2:24:49,2	2:11 / 100 m	28.32 km/h	7:40 min/km	19:31,6	
31.	35	Martin Servin	Stöcke TS Järnet		13:14:00,63	+200: 1:01:44,2	30:37,1	31:07,0	31:07,0	12:16,1 6:52:53,4	1:45:36,6	1:33:04,5	3:34:12,3	11:00,4 4:56:0	1:39:49,3	0:51:27,5	2:24:49,4	2:23 / 100 m	27.02 km/h	7:01 min/km	23:16,6	
32.	43	Mattias	Örebro AIK		13:32:08,64	+218: 0:59:31,0	29:21,8	30:09,2	30:09,2	4:53,1 7:02:21,9	1:46:21,3	2:02:35,1	3:13:25,4	7:07,4 5:18:1	1:58:11,0	0:55:24,5	2:24:39,5	2:18 / 100 m	26.42 km/h	7:32 min/km	12:00,5	
33.	21	Ola Langvall	338 Småland		13:32:56,29	+219: 0:56:35,6	27:44,2	28:51,3	28:51,3	12:02,8 7:15:17,4	1:42:02,9	1:38:41,6	3:54:32,9	14:46,5 4:54:1	2:09:08,9	0:47:04,7	1:58:00,1	2:11 / 100 m	25.63 km/h	6:58 min/km	26:49,3	
34.	51	Rafael Saers	Gävle Triathlonklubb		13:38:11,91	+225: 0:55:10,2	26:02,7	29:07,4	29:07,4	4:56,5 7:11:40,1	2:16:12,0	1:26:38,1	3:28:50,0	3:56,0 5:22:2	2:11:48,4	0:57:10,2	2:13:30,2	2:08 / 100 m	25.85 km/h	7:38 min/km	8:52,6	
35.	19	Magnus	Lulekamraterna		14:12:14,47	+259: 1:12:42,1	36:18,4	36:23,6	36:23,6	8:31,7 6:34:52,1	1:42:45,1	1:27:11,6	3:24:55,3	7:26,2 6:08:4	2:06:26,5	0:58:48,2	3:03:27,4	2:49 / 100 m	28.26 km/h	8:44 min/km	15:57,9	
36.	40	Tore Klingberg	Stöcke TS Järnet		14:21:29,04	+268: 0:54:27,6	25:15,6	29:12,0	29:12,0	15:36,5 6:48:36,8	1:37:26,2	1:43:35,6	3:27:34,8	13:41,5 6:09:0	2:17:06,5	0:55:02,0	2:56:57,9	2:06 / 100 m	27.31 km/h	8:44 min/km	29:18,0	
37.	33	Lennart Flygare	Stöcke TS Järnet		14:21:29,35	+268: 0:53:23,3	25:39,7	27:43,5	27:43,5	9:43,5 6:58:21,3	1:46:46,9	1:26:26,6	3:45:07,7	12:22,6 6:07:3	2:12:22,8	0:58:24,2	2:56:51,4	2:04 / 100 m	26.67 km/h	8:42 min/km	22:06,1	
38.	9	Valery Marion	USA triathlon		14:45:41,81																	

Place	Number	Name	Club	Country	Result	Losi Swim	Swim 1'st lap	Swim 2'nd lap	1'st transition	Bike	Bike split 1	Bike split 2	Bike split 3	2'nd transition	Run	Run split 1	Run split 2	Run split 3	Swimming speed	Cycling speed	Running speed	Transition Sum
	96	Monique Stalås	Norra Stockholm		DNF	0:59:41,0	28:42,2	30:58,7	14:27,2	8:22:37,5	2:07:30,1	1:51:47,5	4:23:19,8	10:37,4	2:18:45,9				2:19 / 100 m	22.20 km/h		25:04,7
	75	Maria Fernanda	GyCh Racing Team		DNF	1:13:28,6	35:58,7	37:29,9	16:25,1	8:44:43,8	2:13:54,9	1:57:48,4	4:33:00,5	5:36,1	2:34:24,7				2:51 / 100 m	21.26 km/h		22:01,3
	86	Liselott Silwer	Stockholm		DNF	0:55:49,2	26:32,1	29:17,1	19:57,7	7:48:52,9	1:58:14,5	1:44:33,1	4:06:05,2	15:44,7					2:10 / 100 m	23.80 km/h		35:42,4
	95	Carina Ljung	Norra Stockholm		DNF	0:58:52,6	28:00,5	30:52,1	15:20,9	8:22:57,5	2:03:39,2	1:56:15,4	4:23:02,8						2:17 / 100 m	22.18 km/h		
	94	Angela Gerlitz	Norra Stockholm		DNF	1:01:15,7	29:45,6	31:30,1	14:31,2		2:30:34,2	2:12:43,3							2:22 / 100 m			
	73	Petra Ödman	Stöcke TS Järnet		DNS																	
	77	Susanne Löffler	SPIF		DNS																	
	81	Annika Nilsson	Lulekamraterna		DNS																	
	84	Ida Wägberg	Stöcke TS Järnet		DNS																	
	87	Johanna Bach	SPIF		DNS																	
	89	Maarit Kaskela	Gävle Triathlonklubb		DNS																	
	90	Christine	Formtopp IF		DNS																	
	97	Sara Vernersson	Fredrikshof IF CK		DNS																	

Amount of participants: 83